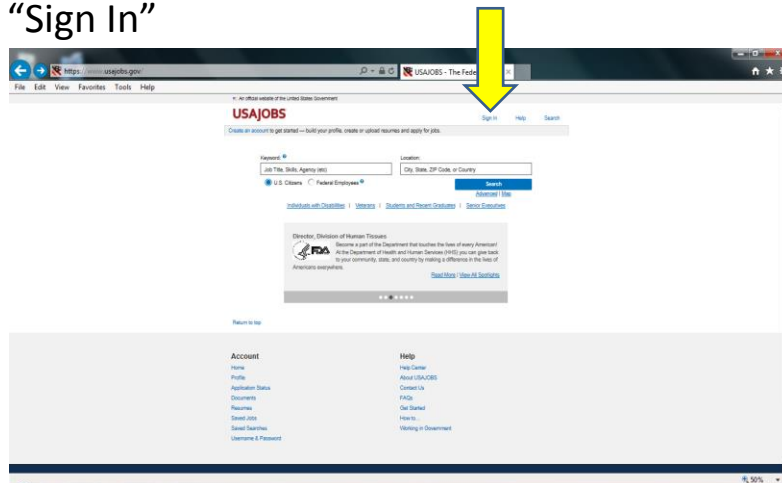


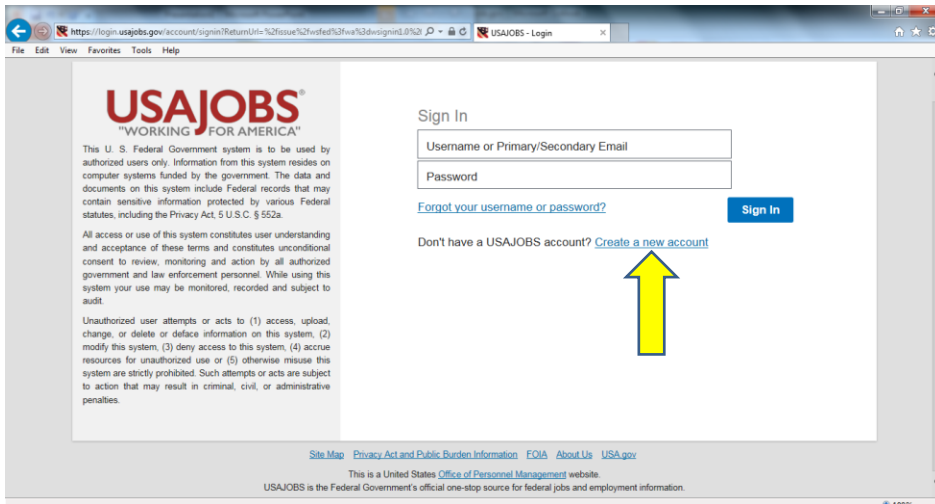
# Creating a USAJobs.gov Account and searching for FSIS jobs

## Create a USAJobs Account

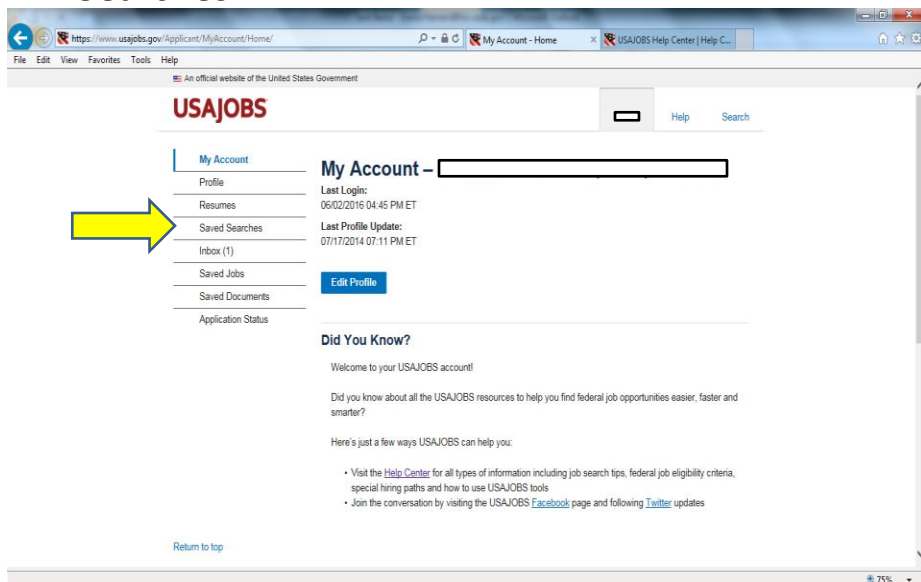
- Step 1: Navigate to USA Jobs.gov and click on “Sign In”



- Step 2: Click on “Create a new account”



- After creating an account, click on “Saved Searches”



- In the “Search For” box, type in “**FSIS**”

- Scroll down and (1) select “No” if applicable, (2) title your search, and (3) click select Weekly notifications before saving

## Check your email alerts

- The application for Food Inspector positions will be open to the public for a two week period every three months.

## Application Tips

- Create a resume using the USAJobs resume builder. The Help Section of the USAJobs website has very helpful examples.
- List all potentially qualifying work and classroom experience, including:
  - Foodservice industry experience
  - Animal Science, Food Science courses